



# OUTBACK MOTORCYCLES

## BMW F 900 GS

### QUICK ASSEMBLY GUIDE | [RACKLESS SUPPORT](#)

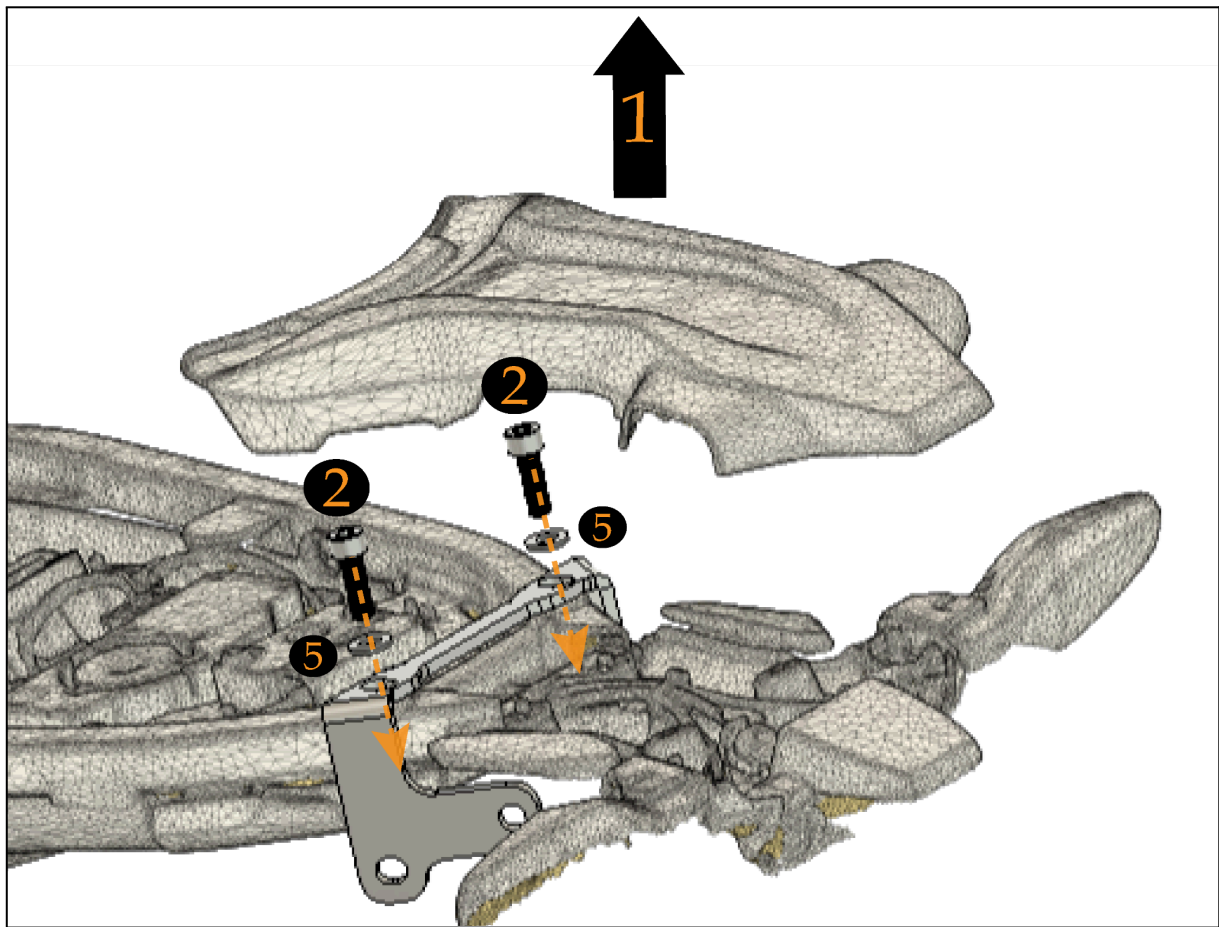
#### Tools Required

- ☐ Ratchet + Extension
- ☐ 10mm Wrench
- ☐ 13mm Wrench
- ☐ 5mm Allen Socket
- ☐ 6mm Hex Socket
- ☐ T25 Torx Socket
- ☐ Blue Loctite (recommended)

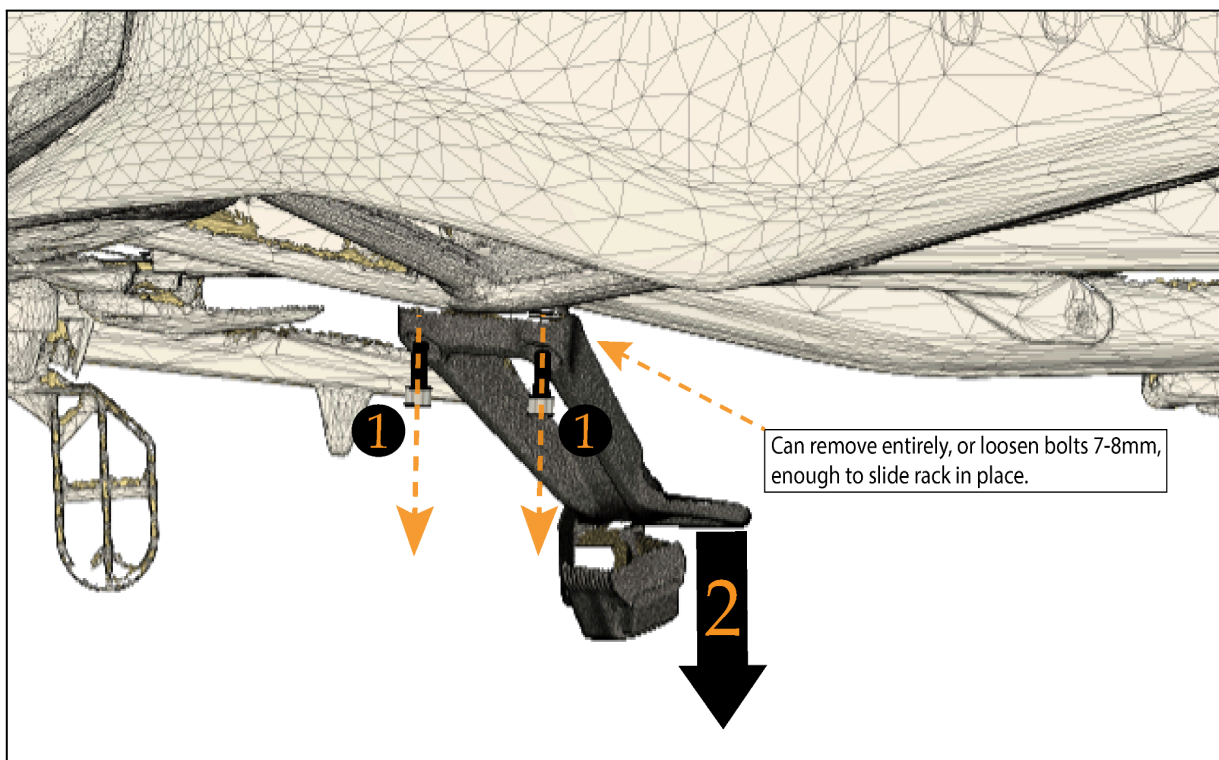
Number	QTY	Specifications	Torque (NM)
<u>1</u>	4	OEM Foot Peg Hardware	*
<u>2</u>	4	M8 x 25mm Allen Head	* / 23
<u>3</u>	2	M8 x 20mm Allen Head	*
<u>4</u>	2	Foot Peg Spacer	-
<u>5</u>	6	M8 Washer	-
<u>6</u>	2	M8 Nyloc Nut	-

\* PLEASE REFER TO THE OWNER'S (OR SERVICE) MANUAL FOR **OEM** TORQUE SPECIFICATIONS.

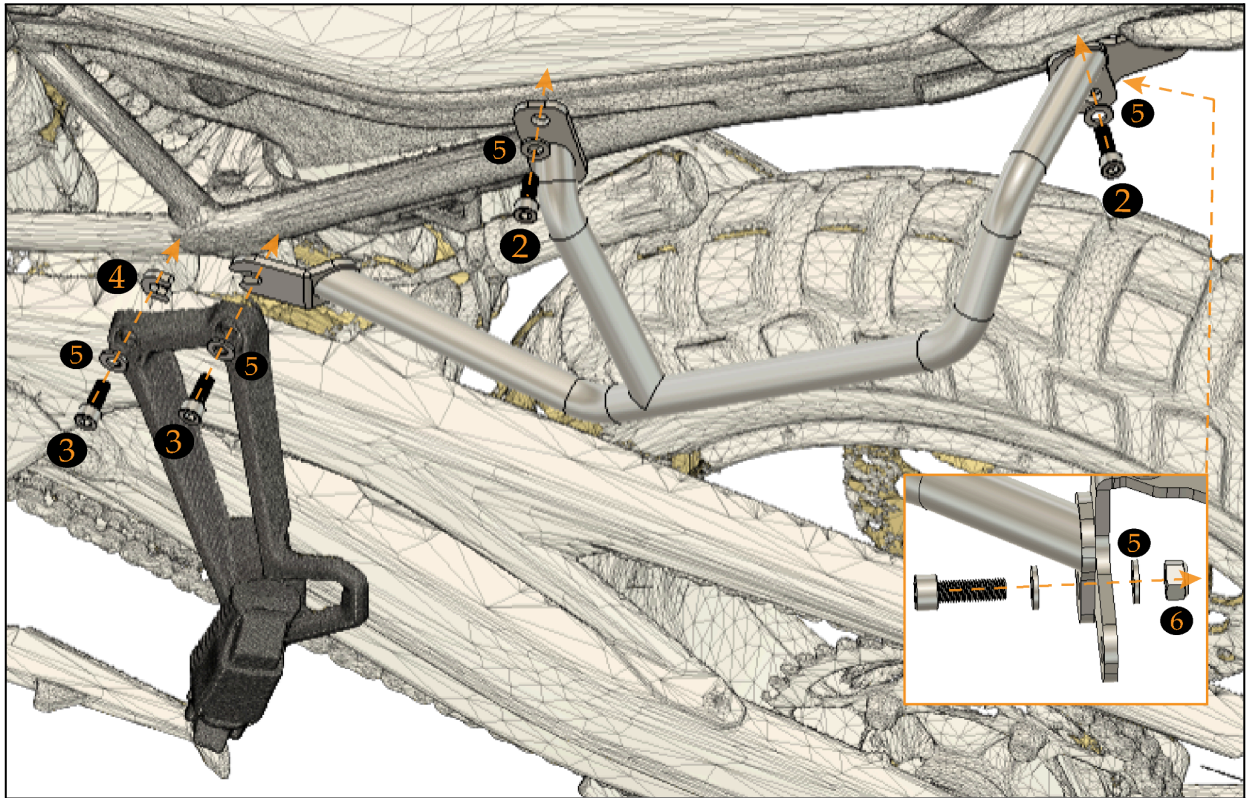
**STEP 1 (Left + Right Side Are Identical):**



**STEP 2 :**



### STEP 3:



### \* TORQUE DISCLAIMER

Torque specs provided by Outback Motortek are for guidance only and may reference OEM data. Incorrect torque application from miscalibrated or improperly stored torque wrenches (which can drift by up to 20% within 12 months) may cause broken studs or mounting failures. Always return torque wrenches to 0 ft-lbs when storing, and use blue Loctite (medium strength) on all fasteners to help prevent loosening. Outback Motortek is not responsible for damage or failures caused by mis-torquing or improper installation.