



CUTBACK MOTORBIKE

Aprilia Tuareg 660

QUICK ASSEMBLY GUIDE | [RACKLESS SUPPORT](#)

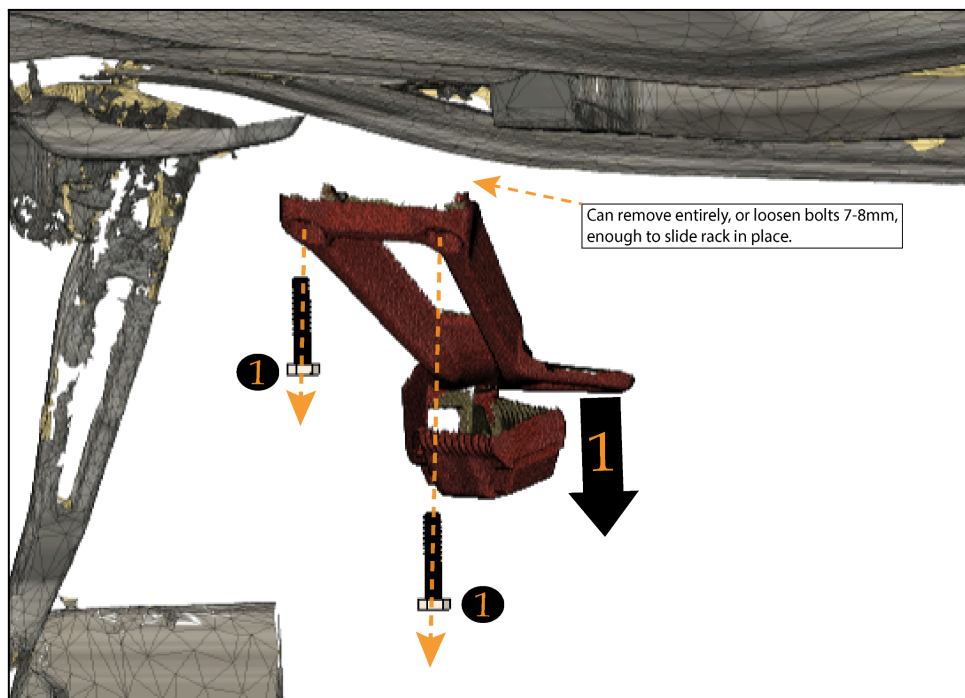
Tools Required

- ☐ Ratchet + Extension
- ☐ 8mm Wrench
- ☐ 6mm Allen Socket
- ☐ 8mm Hex Socket
- ☐ 10mm Hex Socket
- ☐ T27 Torx Socket
- ☐ Blue Loctite (recommended)

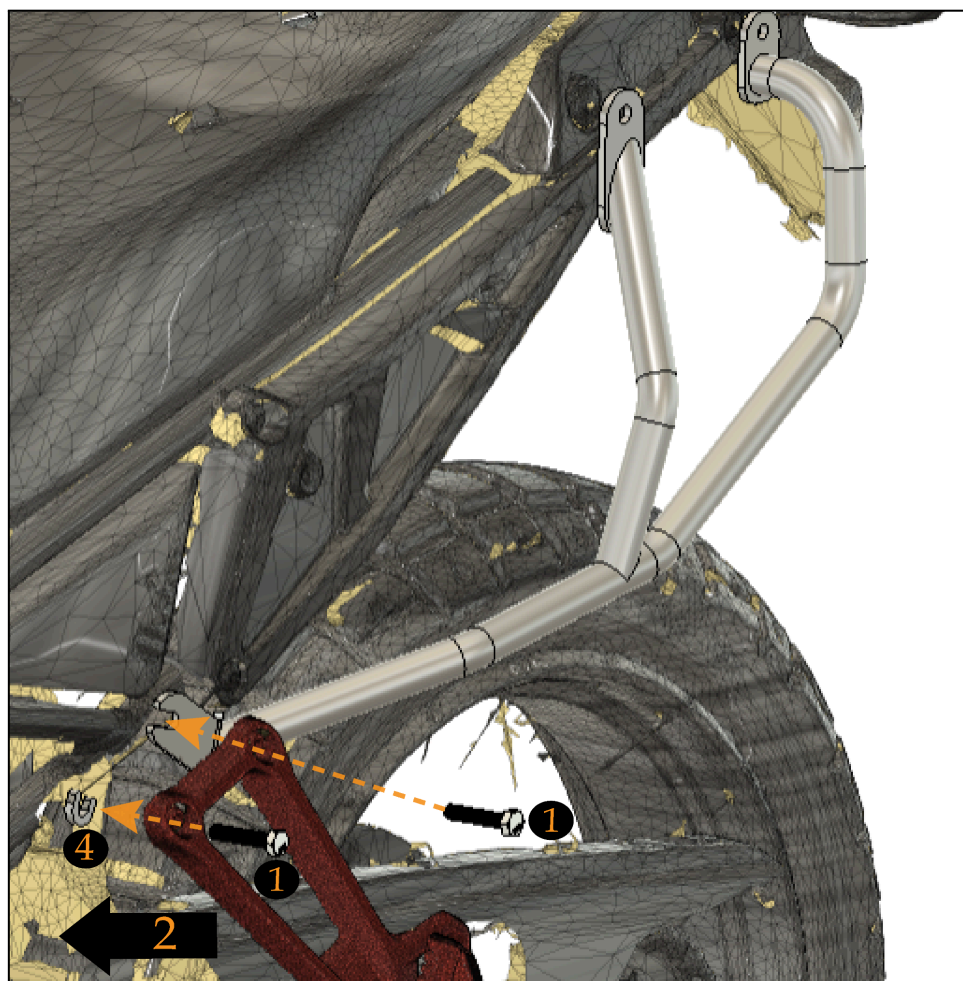
Number	QTY	Specifications	Torque (NM)
<u>1</u>	4	OEM Hardware	*
<u>2</u>	2	M8 x 40mm Allen Head	*
<u>3</u>	2	M6 x 30mm Allen Head	10
<u>4</u>	2	Foot Peg Spacer	-
<u>5</u>	2	M8 Washer	-
<u>6</u>	10	M6 Washer	-

* PLEASE REFER TO THE OWNER'S (OR SERVICE) MANUAL FOR **OEM** TORQUE SPECIFICATIONS.

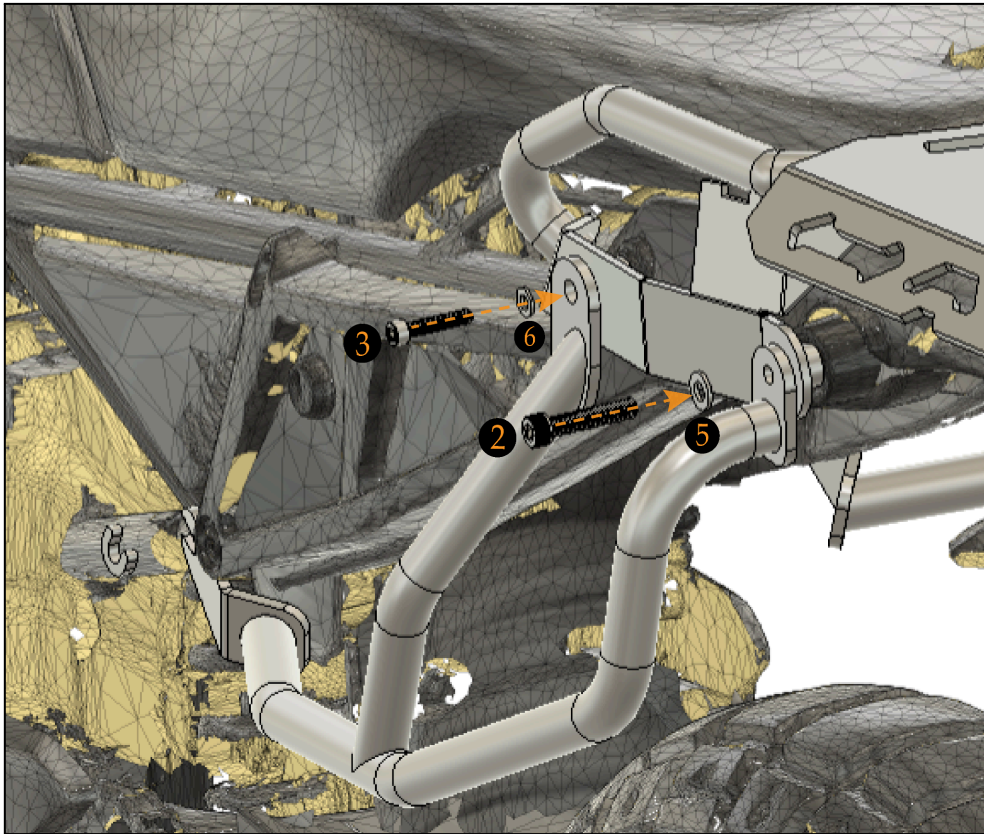
STEP 1 (Left + Right Side Are Identical):



STEP 2 :



STEP 3:



* Torque Disclaimer

Torque specs provided by Outback Motortek are for guidance only and may reference OEM data. Incorrect torque application from miscalibrated or improperly stored torque wrenches (which can drift by up to 20% within 12 months) may cause broken studs or mounting failures. Always return torque wrenches to 0 ft-lbs when storing, and use blue Loctite (medium strength) on all fasteners to help prevent loosening. Outback Motortek is not responsible for damage or failures caused by mis-torquing or improper installation.