



## Installation Instructions >> Large Skid Plate >> Suzuki Vstrom 650

### Kit:

- 1x skid plate
- 1x U plate mount (rear)
- 2x M8x20mm flat head Allen bolts
- 2x M8x16mm button head Allen bolts  
+washer+nyloc nuts
- 2x M12x38mm bolt+washers


### Recommended Tools:

- 1x 5mm Allen key
- 1x 13mm wrench
- 1x 3/8 inch ratchet
- 1x 17mm socket
- 1x 3/8 inch torque wrench
- 1x 17mm wrench
- 1x thread locker



## Installation Instructions >> Large Skid Plate >> Suzuki Vstrom 650

1. Remove both of the M12 fasteners that hold the kickstand using a 17mm socket. You may need a helper to hold the bike, if your bike is not equipped with a center stand.



2. Using a 12 mm socket remove the M8 exhaust hanger bolt on the right side of the bike (rider's right).




# OUTBACK MOTORCYCLE

3. Mount the U-bracket (rear). Thread the original 8x45mm bolt in the right side (exhaust pipe) of the bracket. Use thread locker!



4. Insert the M12x38 (x2) bolts but do not tighten it, yet. Use thread locker!




3.

# OUTBACK MOTORCYCLE

5. Line up the skid plate and the crash bar mount holes. Insert the M8x16mm bolts from the outside then the washers and thread the nyloc nuts on the bolts from the inside. Don't completely tighten them, yet. Just enough to hold the top part of the skid plate securely. Use a 5mm Allen key and a 13mm wrench.



6. Using one hand align the mounting holes on the skid plate and the rear mounting bracket. Insert the M8x20mm (x2) flat head bolts into the holes and tighten both of them to the required torque using a 5mm Allen key.



7. Make sure all the bolts are now tightened to the required torque by using a torque wrench!

4.



Congratulations! You've completed installing your Outback Motortek product.



Should you have any question regarding the installation, please contact us at [info@outbackmotortek.com](mailto:info@outbackmotortek.com).

Important note! Outback Motortek recommends its customer to install their products by a certified, experienced motorcycle mechanic. Outback Motortek assumes no liability for any accident, injury, death, loss, or other claim related to or resulting from the use of its products. In no event shall Outback Motortek be liable for incidental or consequential damages relating to or resulting from the use of its product or any of its parts.