



Installation Instructions >> Centre Stand >> KTM1090/1190/1290 ADV



1.

Installation Instructions >> Centre Stand >> KTM1090/1190/1290 ADV

1. Place the rubber bumper onto the centre stand. Once the mounting holes have lined up, insert the supplied Allen bolt and tighten it using a 5mm Allen key.

2. Lubing the center stand's mounting holes using mechanical grease will improve functionality.




2.

COLTERRACIA MOTORBIKE

3. After lubing, insert the spacers/tabs inside the centre stand's mounting holes on both sides.



4. Mount the centre stand and thread in the M8x35 Hex/Torx bolts on both sides. Use thread locking fluid.




3.

COLTERRACIA MOTORBIKE

5. Grab the pull springs and insert the smaller diameter one into the large diameter one.



6. Hook one end of the springs on the tab located on the bike's frame.




4.

Installation Instructions >> Centre Stand >> KTM1090/1190/1290 ADV

7. Using a long and sturdy flat head screwdriver slowly hook on the other end of spring. It's easier, if you first hook the larger spring and then the smaller one. Hold down the springs with one hand while also keeping the centre stand in horizontal position. Safety goggles and gloves are highly recommended!




8. Make sure that the springs are fully engaged.



5.

Installation Instructions >> Centre Stand >> KTM1090/1190/1290 ADV

9. Using the T35 key and a ratchet tighten the M8x35mm bolts.



10. Fully tighten all the bolts, double-check that the hooks have properly engaged (sitting in the notching).

6.




You've completed installing the centre stand. Please test the product's functionality numerous times by lifting the bike and taking it off the centre stand.

After a test ride, double-check all the bolts and nuts and the springs.

7.

Hardware Kit and Recommended Tools



- 1. 2x spacers/tabs
- 2. 2x pull springs
- 3. rubber bumper
- 4. 1x M6x12mm Allen bolt
- 5. 2x M8x35 hex/torx bolts

- 6. 5mm Allen key (socket)
- 7. 10mm socket
- 8. T35 torx (socket)
- 9. Ratchet extension
- 10. Ratchet
- 11. Flat head screw driver (long and sturdy)

8.